

# 8.5 x 11/Full Bleed



## What is Bleed:

When printing goes all the way to the edge it's called Bleed or Full Bleed so whatever goes all the way to the edge needs to extend beyond the cut line by 1/8" or .125" on all four side which will be trimmed off so there is no white.

## What is safety Margins:

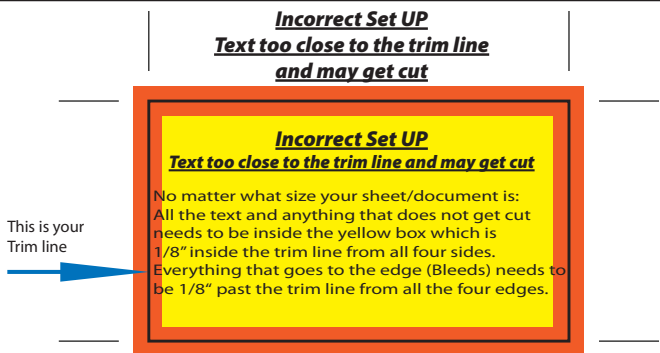
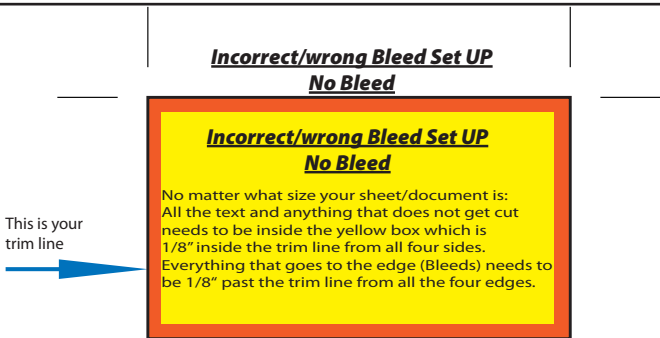
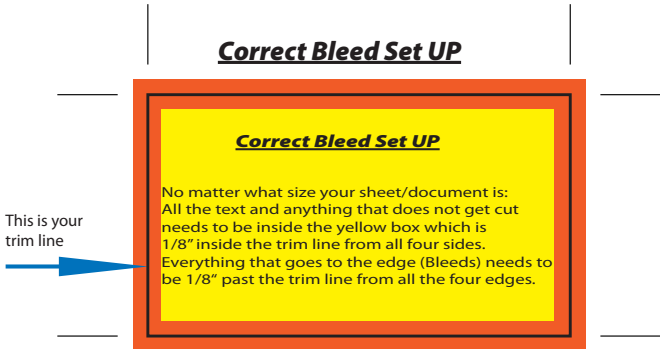
Everything that does not go all the way to the edge normally text or other important stuff needs to stay .125" inside the cut line

## Bleed Margins

- > Extend your graphics to the edge of this template.
- > The bleeds (Green area) will be cut off, allowing us to "print to the edge".

## Cut Line

- > Your print will be cut along the dashed line



## Safety Margins

- > DO NOT include any critical text or graphics in safety margin.
- > Anything in this area is at risk of being cut off.

If you have any questions, don't hesitate to contact our Service Department: