

Scyon™ Linea™ weatherboard

What is it?

A 16mm thick horizontal weatherboard with deep shadow lines. Scyon™ Linea™ weatherboard is the weatherboard that weathers well.

Where do you use it?

In residential applications wherever a contemporary design is required, including external walls in composite construction, upper-storey and ground-level extensions, and internal feature walls.

What are the key benefits?

Design options.

The

16mm thick profile creates consistent deep shadows.

The range of corner finishing details – aluminium, PVC or Scyon™ Axent™ trim – means that a range of different looks can be achieved. The Linea™ window adaptor can be used for subtle window treatments or the Scyon™ Axent™ trim can provide a contrast. Face or concealed fixing rounds out the options.

Easy to install .

Linea™ weatherboards are back bevelled to sit flush with the stud. Paint application is fast because the pre-primed sheets mean less paint and time is needed to achieve a high-quality finish.

Low maintenance .

Scyon™ Linea™ weatherboard will maintain its integrity and general appearance significantly longer than timber. Some timber is susceptible to cracking in exterior applications, which in turn can lead to shrinking or warping.

Scyon™ Linea™ will resist shrinking, swelling and cracking; to hold paint longer than wood, and can also be painted dark as well as light colours.

Enhances energy efficiency.

When Linea™ weatherboard is used with the right insulation (and in accordance with James Hardie's Wall System Thermal Performance Total R-Values Technical Supplement), an R-Value of up to 2.8 can be achieved for the wall.

Extra security.

James Hardie provides a 25-year product warranty on Linea™ weatherboard.

Made from Scyon™

Linea™ weatherboard is made from Scyon,™ the advanced lightweight cement composite with heavy-duty performance.

Not only is it resistant to damage from termites, rot and fire¹, but it can also be gun nailed and is easy to cut – like timber.

¹ When installed and maintained correctly and to the extent set out in James Hardie's published literature current at the time of installation.

Available sizes

Length (mm)	Width (mm)	Thickness (mm)	End details	Effective cover (mm)	Mass (kg/m ²)
4200	150	16	Tongue & groove	120	23.2
	180			150	22.7



Accessories

Linea™ Aluminium Corner Soaker



Ready to paint aluminium external corner soaker for use with Scyon™ Linea™ weatherboards.
Sizes for 150mm and 180mm boards

Linea™ Aluminium External Slimline Boxed Corner



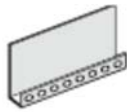
Ready to paint aluminium extrusion to be used with Scyon™ Linea™ weatherboard to create external boxed corners.
3600mm long.

Linea™ PVC Box Corner Z Flashing



PVC Z flashing for use with Scyon™ Linea™ weatherboard in conjunction with Scyon™ Axent™ trim to form external corners.
2700mm long.

Linea™ PVC Starter Strip



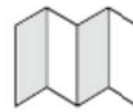
Perforated PVC starter strip used to set out the bottom edge of Scyon™ Linea™ weatherboards at the correct angle.
Length: 3000mm

Linea™ Aluminium Universal Window Adaptor



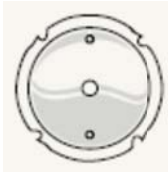
Ready to paint aluminium extrusion to be used adjacent to windows to finish the edge of Scyon™ Linea™ weatherboard.
Length: 3700mm

Linea™ Aluminium Internal Corner Mould



Ready to paint aluminium extrusion to be used with Scyon™ Linea™ weatherboard to create internal corners.
Length: 3600mm

HardieBlade™ Saw Blade



A 185mm or 254mm diameter poly-diamond blade for fast and clean cutting of James Hardie fibre cement

James Hardie™ Joint Sealant



A general purpose, paintable, exterior grade polyurethane joint sealant.

HardieDrive™ Screws 32mm long



A class 3 finish self-tapping wing-tipped screw for fastening to 0.8mm to 1.6mm BTM steel frames